



Plastic Hole Forms for the Building Industries

Phone 1-800-747-5338

Fax 1-800-947-5338

Applications

Sizes

Ordering

Contact



See Available Sizes

Crete-Sleeve™ forms are available by the case. You can see the sizes here.

Contact Sales


The Sales Department can be reached by [e-mail](#) or by calling (800) 747-5338

Inquiry Form

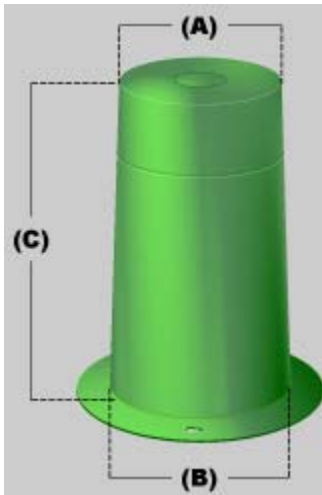
Looking for additional information about Crete-Sleeve™ and our products? Please complete this form.

Place An Order

Ready to place your order? Here is what we need.



With many sizes to choose from, there's a Crete-Sleeve™ form for any of your needs. Adjustable to any application.



Top Hole Diameter	Base Hole Diameter	Overall Length
(A)	(B)	(C)

1 1/2"	1 3/4"	8 3/4"
--------	--------	--------

2"	2 13/32"	8 3/4"
----	----------	--------

3"	3 13/32"	8 3/4"
----	----------	--------

4" 4 13/32" 8 3/4"

5" 5 13/32" 8 3/4"

6" 6 13/32" 8 3/4"

8" 8 7/16" 8 3/4"


10" 10 7/16" 9 1/8"

12" 12 7/16" 9 1/8"

Crete-Sleeve™ forms are adjustable for any slab thickness.


For slabs deeper than 8¾":

Telescope two or more Crete-Sleeve™ forms together.



For slabs shallower than 8¾" or a smooth slab finish:

Cut off the tops of Crete-Sleeve™ forms and push them up through the bottom halves (top side up). No more stuffing sand, rags or paper to plug holes.



Phone

1-800-747-5338
(651) 454-3800

FAX

1-800-947-5338
(651) 454-8844

Mailing Address

P.O. Box 16372
St. Paul, MN 55116

Office Address

245 Marie Ave. E, Suite #500
West St. Paul, MN 55118

E-mail

E-mail Sales at
sales@cretesleeve.com

Online Form

Request info using
our [online form](#).