



Products

Interior Floor Joint Systems




Wabo@Allure

Wabo@Allure is the original expansion joint system that is nearly invisible to the surrounding floor area except for a narrow aluminum trim strip. While often imitated, the patented features of the Allure provide the highest quality, service life and performance ability in the marketplace today. Allure accepts flexible floor coverings like carpet and sheet vinyl and can be adjusted on site to receive a range of thickness. [details »](#)



Wabo@ConvexCover

Wabo@ConvexCover is a durable and reliable interior floor expansion joint system capable of accommodating multi-directional thermal movement and vertical slab offsets. Wabo@ConvexCover is an aesthetically attractive system that complies with ADA guidelines and suitable for installation with traditional floor finishes. [details »](#)



Wabo@CorridorWrap Floor

Wabo@CorridorWrap Floor Series is a durable joint system with narrow sightlines that offers a choice of models with a variety of elastomeric seals and edge retainers. This variety provides a wide range of attachment solutions for floor applications and permits selection of a system appropriate for expected building movement and project conditions including compliance with ADA guidelines. [details »](#)



Wabo@FastFloor

Wabo@FastFloor is a Series of durable and reliable interior floor systems capable of accommodating thermal and multi-directional seismic movement. Easily installed with minimal components the systems are surface mounted directly to the concrete floor slab and do not require the use of traditional preformed blockouts. [details »](#)



Wabo@FastWrap Floor

Wabo@FastWrap System provides a choice of models, each of which consists of a variety of multi-cellular elastomeric seals which easily snap-lock into aluminum edge retainers. This variety allows you to select a system appropriate for the expected movement and project conditions including compliance with ADA guidelines. FastWrap is an economical joint system with narrow sightlines designed to provide years of maintenance free performance. [details »](#)



Wabo@FlatLine URE

Wabo@FlatLine expansion joints are factory assembled monolithic systems incorporating polyurethane expansion strips bonded to aluminum edge frames. Offered in a variety of colors the durable system provides a flat transition between opposing interior floors making it an ideal system for public buildings including schools. Attractive and simple, FlatLine compliments any interior finish. [details »](#)




Wabo@HingeMount

Wabo@HingeMount is a durable expansion control system that accommodates thermal movement with the capability of accepting finish floor treatments ranging from 1/8 inch to 3/8 inch in thickness. The integral hinge feature of HingeMount accommodates displacement from vertical movement or uneven slabs up to 2 inches. [details »](#)




Wabo@SeisMaxPlus

Wabo@SeisMaxPlus blends its seismic features into an aesthetically pleasing "No-Bump" ADA compliant system which has no exposed metal. The system stays flush during thermal movement and will rotationally displace the slide plate during severe seismic movement, providing protection for the surrounding interior surfaces. [details »](#)



Wabo@SeismicFloor

Wabo@SeismicFloor is a durable and reliable interior floor system capable of accommodating thermal and multi-directional seismic movement. Designed for high volume foot traffic and heavy load conditions SeismicFloor accepts most interior floor materials and finishes. All models comply with ADA guidelines and are available in a variety of metals with recessed or surface mounted slide plates. [details »](#)




Wabo@SeismicPan

Wabo@SeismicPan is a nearly invisible floor system capable of accommodating parallel lateral shear and multi-directional seismic movement including vertical displacement. It is ideal for use with natural stone pavers and slabs in atriums, courtyards and walkways as well as with most traditional flooring materials. SeismicPan stays flush during thermal movement and rises upward during a seismic event allowing for full movement within the structural joint opening. [details »](#)



Wabo@TwinSeam

Wabo@TwinSeam is a durable interior floor system capable of accommodating thermal and seismic movement. The attractive system provides a totally flush finish that is easily installed and surface mounted directly to the concrete floor slab. All models comply with ADA guidelines and accommodates finish floor material inlays up to 5/16" thickness. [details »](#)



Wabo@VIP

Wabo@VIP is a heavy-duty interior floor system with attractive sight lines. Designed for areas of high visibility requiring the ultimate in aesthetics and durability, VIP modular is narrow in width and provides a smooth no bump walking surface ideal for high volume foot traffic, sensitive equipment and heavy carts. Expandable in 3/8-inch movement increments the system requires no field assembly and is ideal for terrazzo applications. [details »](#)
