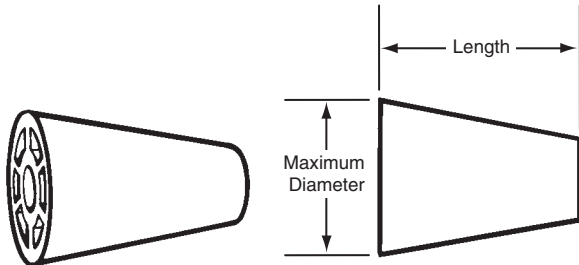


## A-2 Plastic Cones

Dayton Superior A-2 Plastic Cones can be added to A-3, A-4 and A-44 Snap Ties and A-46 and A-48 Loop Ties. The cones act as internal spreaders, reduce grout leakage and aid in the breakback operation.



A-2 Plastic Cone Selection Chart	
Diameter	Length
3/4"	1" 1-1/2"
1"	1" 1-1/2"
1-1/4"	1-1/2" 2"

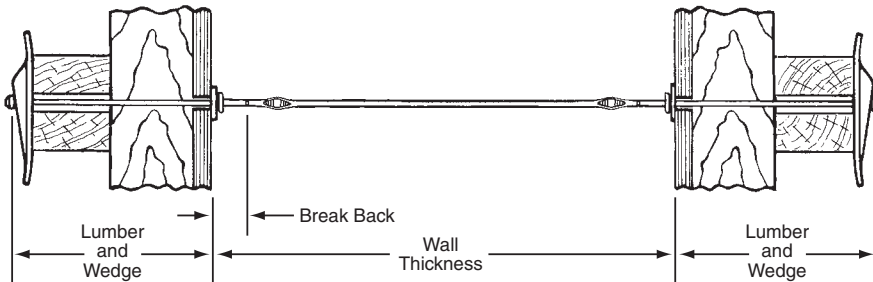
### A-2 Plastic Cone

A-2 Plastic Cones are recommended when specifications require a nominal 1", 1-1/4", 1-1/2" or greater breakback. Breakback is approximately 3/16" less than the cone length.

Plastic cone sizes, other than those listed above, are available on special order.

**Note:** Plastic Cones are designed to act as internal form spreaders only. They are not intended to support loads applied by personal fall arrest systems and/or scaffold brackets.

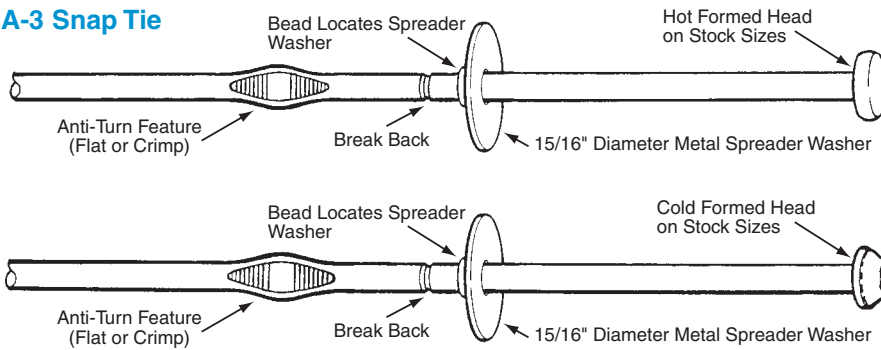
## A-3 Standard Snap Tie



**2,250 lbs.  
Safe Working Load**

Dayton Superior A-3 Standard Snap Ties are manufactured with either hot or cold forged integral heads. A-3 snap ties have a nominal 1" breakback with 1/4" and 1/2" breakbacks available on special order. Breakbacks over 1" can be provided on special order, but due to the increased concrete bond Dayton Superior cannot guarantee that the ties will consistently provide proper breakback. Coating the tie ends with wax will aid in breakback operation.

### A-3 Snap Tie



**To Order:**  
Specify: (1) quantity, (2) name, (3) wall thickness, (4) lumber and wedge dimension (allow 1/2" for wedge take up), (5) break back.

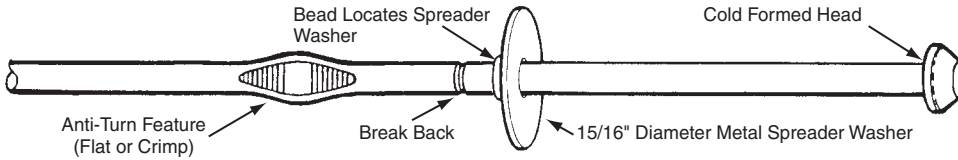
**Example:**  
3,00 pcs. A-3 Standard Snap Tie, 18" wall, 8-1/4" L&W, 1" break back.

SWL provides a factor of safety of approximately 2 to 1.

Each A-3 snap tie is fabricated with flats or crimps to prevent the snap tie from turning in the concrete during breakback operations. A-3 Snap Ties are available with fixed metal spreader washers.

## A-3 Heavy Snap Tie

Dayton Superior A-3 Heavy Snap Ties are used when a higher safe working load is required. The A-3 snap tie is manufactured with cold forged integral heads and is equipped with flats or crimps to prevent turning.



### A-3 Heavy Snap Tie

**3,350 lbs.  
Safe Working Load**

**To Order:**  
Specify: (1) quantity, (2) name, (3) wall thickness, (4) lumber and wedge dimension (allow 1/2" for wedge take up), (5) break back.

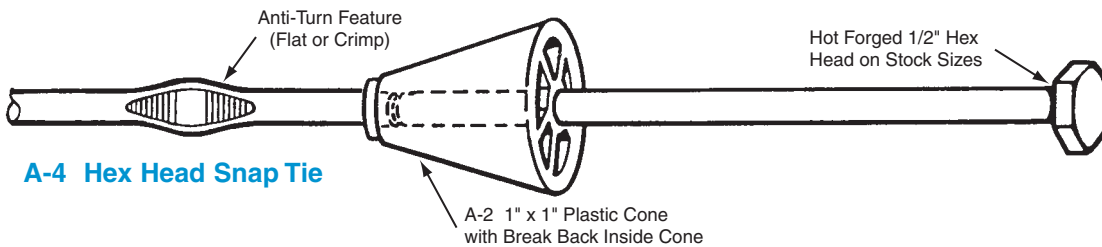
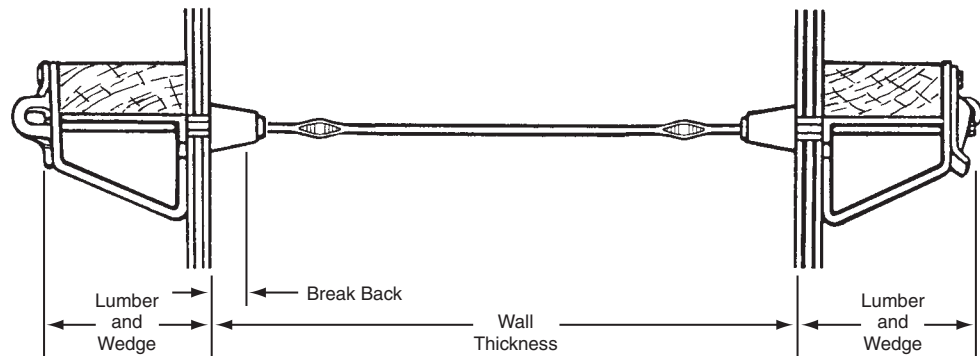
**Example:**  
3,00 pcs. A-3 Heavy Snap Tie, 18" wall, 8-1/4" L&W, 1" break back

See A-3 Snap Tie for additional pertinent information on breakback and fixed metal washers.

SWL provides a factor of safety of approximately 2 to 1.

## A-4 Hex Head Snap Tie

Dayton Superior A-4 Hex Head Snap Ties are manufactured with hot forged integral 1/2" hex shaped heads. The hex head allows short-end snap ties to be broken back with the formwork still in place.



### A-4 Hex Head Snap Tie

**2,250 lbs.  
Safe Working Load**

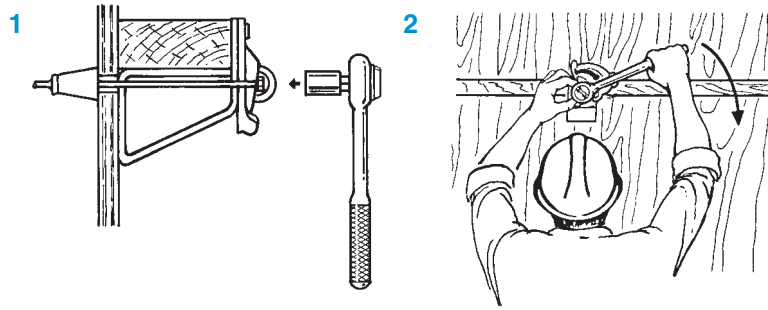
**To Order:**  
Specify: (1) quantity, (2) name, (3) wall thickness, (4) lumber and wedge dimension (allow 1/2" for wedge take up), (5) break back, (6) type of washer or cone.

**Example:**  
2000 pcs. A-4 Hex Head Snap Tie, 12" wall, 4-3/4" L&W, 1" break back with A-2 1"x1" Plastic Cones.

The standard A-4 uses 1" x 1" A-2 Plastic Cones to provide a nominal 1" breakback. Other size cones are available on special order.

SWL provides a factor of safety of approximately 2 to 1.

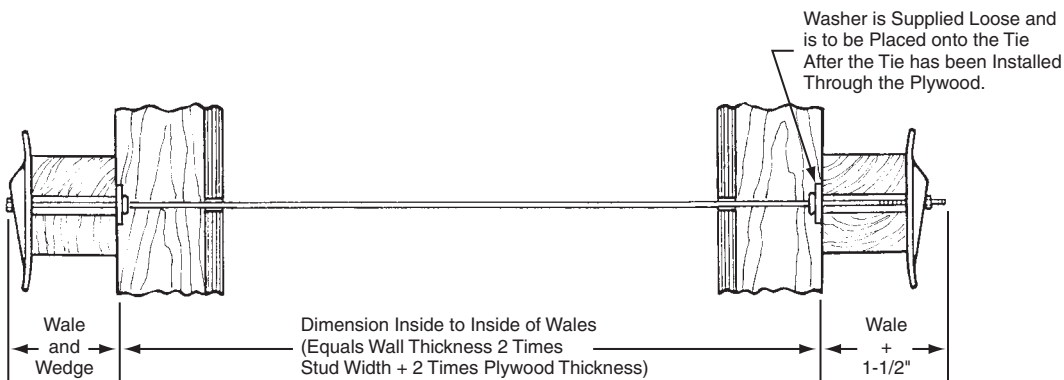
## How to Break Back A-4 Snap Ties



1. Place a 1/2" six-point socket and ratchet over the head of the tie (see A-31 Hex Head Snap Tie Socket on Page 34).
2. Push the bracket eccentric away from the tie head.
3. Standing in front of the tie, hold the socket on the hex head with one hand and turn the ratchet with the other. A 1/4 to 1/2 turn of the ratchet will normally break the tie end.

## A-5 Threaded PullOut Tie

Dayton Superior A-5 Threaded PullOut Tie is manufactured with a standard forged head on one end and 2" of 1/4" - 28



UNF-2A thread on the opposite end. Washers and nut are supplied loose and are placed on the tie after the tie has been installed through the form plywood. A-5 ties without spreader washer upsets and washers can be supplied if the internal spreader feature is not required.

**Note:** The A-5 Threaded PullOut Tie needs to be coated with a form release agent or a water resistant grease, before the concrete is placed, to facilitate tie removal.

To remove the A-5 tie from the set concrete, one end of the tie must be cut off between the plywood and the wales and then extracted by pulling on the opposite end.

**1,875 lbs.  
Safe Working Load**

### To Order:

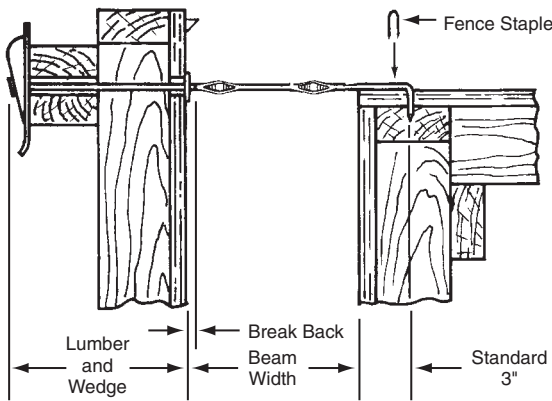
Specify: (1) quantity, (2) name, (3) fixed end = wale and wedge dimension (allow 1/2" for wedge take up), (4) dimension inside to inside of wales, (5) threaded end = wale + 1-1/2", (6) with or without spreader washers.

### Example:

2100 pcs. A-5 Threaded PullOut Tie, 4" fixed end dimension, 20-1/2" inside to inside of wales, 5" threaded end, with spreader washers.

SWL provides a factor of safety of approximately 2 to 1.

## A-6 Spandrel Point Tie



**250 lbs.  
Safe Working Load**

Dayton Superior A-6 Spandrel Point Tie is available for tying light outside spandrel beam forms. One end is fabricated with a standard end with any style plastic cone or spreader washer. The opposite end is bent 90° with a chisel point that is driven into the deck formwork. Breakback dimension is the same as standard snap ties.

Dayton Superior recommends placing a 1-1/4" fence staple over the tie within 1" of the bend.

**To Order:**

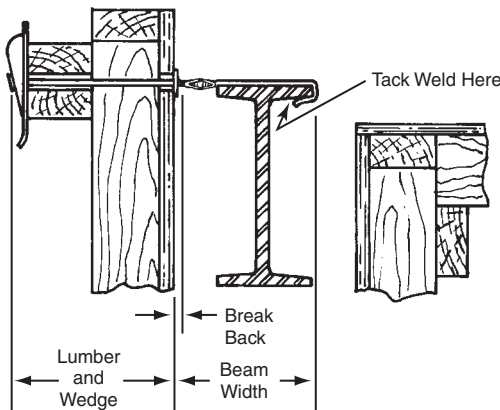
Specify: (1) quantity, (2) name, (3) beam thickness, (4) lumber and wedge (5) type of form spreaders and break back.

**Example:**

400 pcs. A-6 Spandrel Point Tie, 12" beam thickness, 8-1/4" L&W, (3" automatically added to beam thickness) with A-2 1"x1" Plastic Cones and 1" break back.

SWL provides a factor of safety of approximately 2 to 1.

## A-7 Spandrel Hook Tie



**250 lbs.  
Safe Working Load**

Dayton Superior A-7 Spandrel Hook Tie is available for securing light outside spandrel beam forms to structural steel beams. The A-7 is similar to the A-3 tie with the exception of the end configuration. The hook-end of the A-7 tie fits over the beam flange and is tack welded on the underside of the beam flange. The A-7 tie is available with any type of spreader washer or plastic cones.

**To Order:**

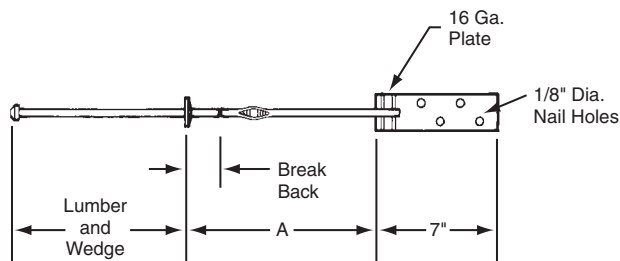
Specify: (1) quantity, (2) name, (3) tie length, (4) flange thickness, (5) lumber and wedge, (6) Type of form spreader and break back.

**Example:**

700 pcs. A-7 Spandrel Hook Tie, 16" tie length, 1/2" flange, 8-1/4" L&W, with 15/16" dia. Spreader Washers and 1/2" break back.

SWL provides a factor of safety of approximately 2 to 1.

## A-7-A Spandrel Plate Tie



**250 lbs.  
Safe Working Load**

Dayton Superior A-7-A Spandrel Plate Tie is used in the same type applications as the A-6 Spandrel Point Tie. The A-7-A tie is fabricated with a 16 gauge steel plate which allows the tie to be nailed directly to the deck formwork with 6d nails. The A-7-A tie is available with plastic cones or metal spreader washers.

**To Order:**

Specify: (1) quantity, (2) name, (3) "A" dimension, (4) lumber and wedge, (5) type of form spreaders and break back.

**Example:**

1000 pcs. A-7-A Spandrel Point Tie, "A" = 12", 8-1/4" L&W with 1"x1" Plastic Cone, 1" break back.

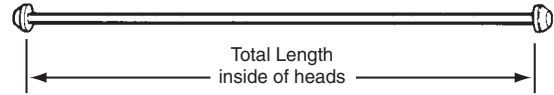
SWL provides a factor of safety of approximately 2 to 1.

## A-9 Tip-To-Tip Tie, Standard and Heavy

Dayton Superior A-9 Tip-To-Tip Tie is a plain rod with headed ends. The A-9 tie is usually withdrawn from the concrete or cut-off after stripping the formwork.

**To Order:**  
Specify: (1) quantity, (2) name, (3) total length inside of heads (allow 1" total length increase for take up of wedges)

**Example:**  
5000 pcs. A-9 Tip-To-Tip Tie Heavy, 37" total length inside of heads.



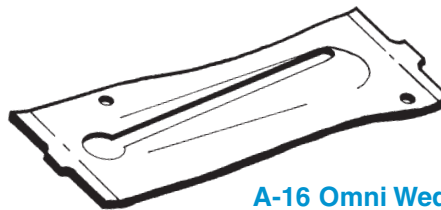
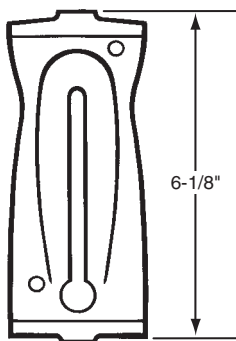
A-9 Tip-To-Tip Tie

SWL provides a factor of safety of approximately 2 to 1.

**2,250 lbs. for Standard Ties**  
**3,350 lbs. for Heavy Ties**  
Safe Working Loads

## A-16 Omni Wedge

Dayton Superior A-16 Omni Wedge is a high strength snap tie wedge designed to slip over the head of standard or heavy duty snap ties to provide ample bearing area for proper load distribution into the wales.



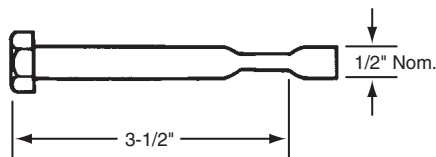
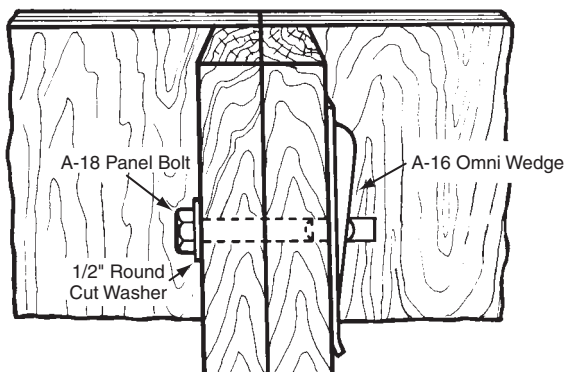
A-16 Omni Wedge

**To Order:**  
Specify: (1) quantity, (2) name.

**Example:**  
5,000 pcs. A-16 Omni Wedge.

## A-18 Panel Bolt

Dayton Superior A-18 Panel Bolt is used in conjunction with the A-16 Omni Wedge to fasten adjoining studs. The standard panel bolt accepts two studs dressed to 1-1/2" each as shown in the sketch. Other sizes are available on special order. A round cut washer should be used under the head of the panel bolt to better distribute the loads.



**To Order:**  
Specify: (1) quantity, (2) name, (3) total net lumber thickness.

**Example:**  
5,000 pcs. A-18 Panel Bolt, 3" lumber.