



Since 1926

Roof Scuttles



Bilco Roof Scuttles provide safe and convenient roof access for maintenance and service of HVAC systems and other roof-mounted equipment. Ideally suited for factories, office buildings, warehouses, retail stores, and other structures with flat or minimally sloped roofs. Large sizes are also available for installing or removing equipment from a building.

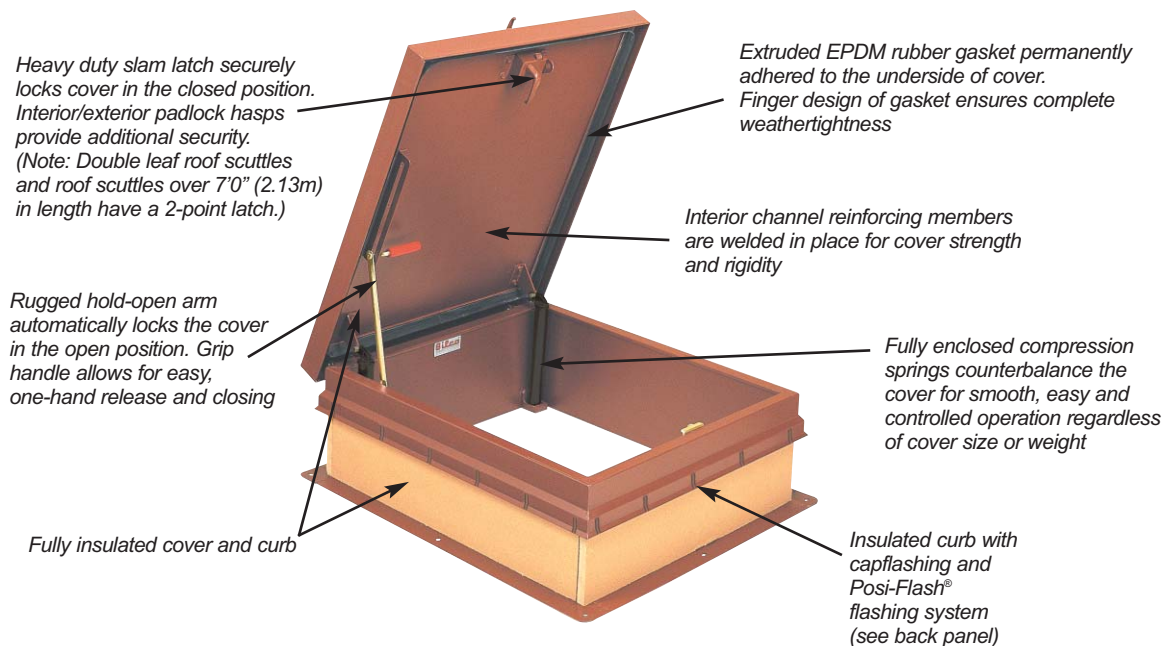
Roof Scuttles



Advantages of Roof Scuttles

Bilco Roof Scuttles provide safe and reliable access to roof areas. Standard features and benefits of all Bilco roof scuttles include:

- Weathertight construction
- Lift assistance for smooth, easy, one-hand operation
- Corrosion resistant hardware
- Posi-Flash® Flashing System for ease of installation (see back panel)
- Fully insulated and gasketed for energy efficiency
- Custom designs and sizes are readily available



Typical Applications

- Banks
- Correctional Facilities
- Factories
- Fast Food Restaurants
- Gymnasiums
- Hospitals
- Hotels
- Multi-Family Residences
- Office Buildings
- Processing Plants
- Schools
- Shopping Centers
- Storage Facilities
- Transit Facilities
- Warehouses

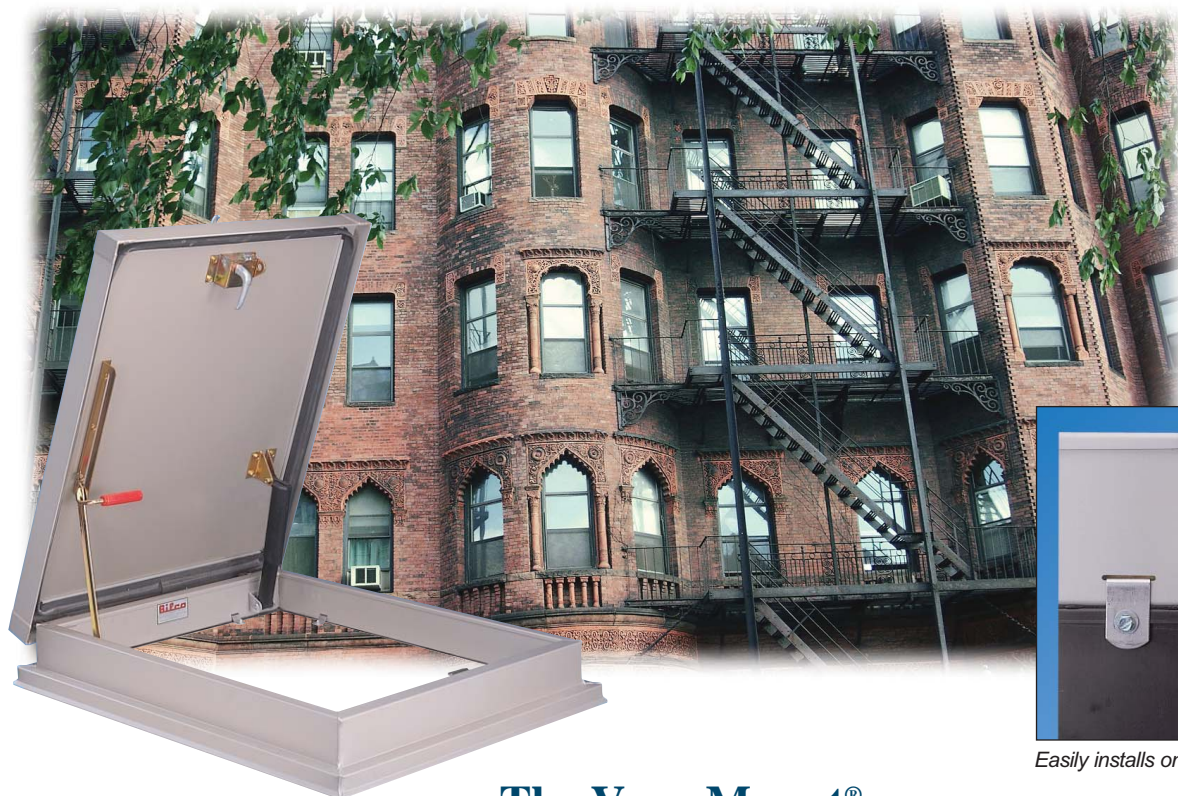




Type S & Type E

Provides access to roof area by means of a fixed interior ladder.

Type GS available with polycarbonate dome covers to add natural lighting




The VersaMount®

Ideal for retrofit installation on existing applications.
Available in sizes for both ladder and staircase access.




Easily installs on existing roof curbs



Type NB

Provides access to roof areas by means of a ship stair.



Type L

Provides access to roof areas by means of a full-sized stairway.

Roof Scuttles



Security Series

Provides access to roof areas in high security applications such as banks, pharmacies, and correctional facilities. Available in sizes for both ladder and staircase access.



Type D Double Leaf




Type F Single Leaf



Equipment Access

Large openings provide an easily accessible means for equipment to be installed or removed from a building.



Type D Double Leaf

Roof Scuttles

Lock & Security Options





Detention Locks

- Provide keyed interior and exterior access and are ideal for correctional facilities and other buildings requiring a maximum level of security

Keyed Cylinder Locks

- Provide keyed exterior access and keyed or turn knob interior access
- Ideal security enhancement for most applications
- Lock cylinder is accessed from the exterior through a gasketed, threaded deck plate



Security Glazing

- Allows personnel to visibly scan a secure area before entering or exiting a roof top
- Available in a number of ballistic ratings to suit varying levels of security

Bil-Guard™ Railing System



Designed to satisfy OSHA standard CFR 1910.23 which requires that the exposed sides of roof opening have a form of guardrail protection. Standard self-closing gate ensures continuous fall protection.

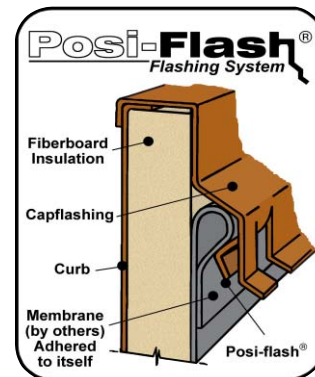
Ladder-Up® Safety Post



Provides easier, safer access through scuttles that utilize a fixed ladder. Telescoping post provides a positive hand-hold, enabling the ladder user to enter or exit in an upright and balanced position.

Standard on all Bilco Roof Scuttles

The Posi-Flash® flashing system provides an innovative method to quickly and easily secure single-ply roofing material to Bilco roof products. Approved by leading single-ply roofing manufacturers, the Posi-Flash® flashing system is a part of the integral curb capflashing on all Bilco fire vents. Installation time and related costs are greatly reduced and a more effective mechanical termination — which does not rely on adhesives alone — is provided.



The Bilco Company
P.O. Box 1203 • New Haven, CT 06505
(203) 934-6363 • Fax (203) 933-8478 • www.bilco.com

