

Elevator Door Sills

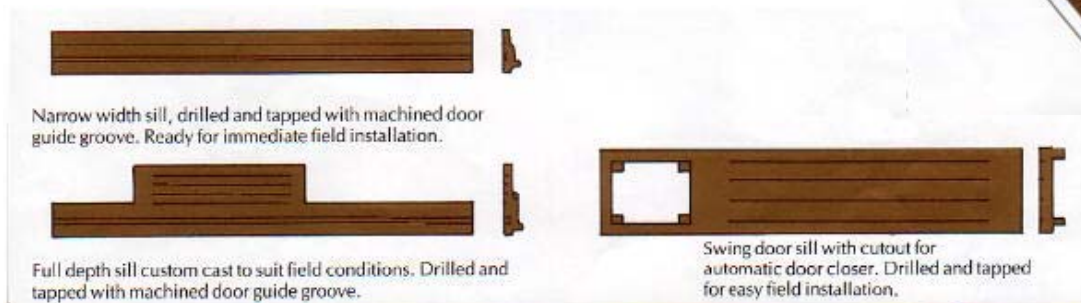
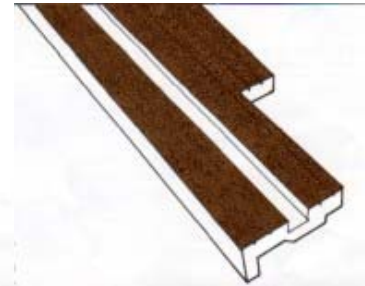
Abrasive Cast Metal

Anti-Slip Protection at Every Elevator Entrance

Anti-slip elevator sills protect passengers in commercial building elevators. American Safety Tread cast metal elevator sills have the flexibility required to custom fit all elevator entrances. Available in narrow width as well as full depth opening, cast anti-slip entrance sills are designed for every elevator. Our sills are manufactured in four metals to suit all design criteria.

How To Specify

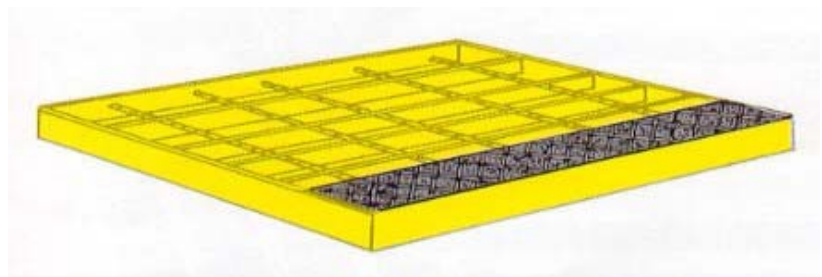
All elevator sills shall be cast abrasive style No. _____ as manufactured by American Safety Tread Company, Helena, Alabama 35080, Telephone 1-800-245-4881. Elevator sills shall be cast in Alumacast, Feracast, Bronzecast or Nickelcast with #24 virgin grain Silicon Carbide granulees embedded into the walking surface while the matrix is in a molten state. All metals shall be furnished in natural metal finish. Feracast shall have one coat of shop applied black paint.



GRATING NOSINGS

STYLE 820

1 1/4" and 1 1/2" widths. Available in all 4 cast metals. Furnished in lengths to fit standard grating sizes. Added protection of anti-slip nosing for grating treads



[HOME](#)

[CAST STAIR NOSINGS](#) [EXTRUDED STAIR NOSINGS](#)

[STRUCTURAL STAIR TREADS](#) [RENOVATION TREADS](#) [DOOR THRESHOLDS](#)

[GRATING NOSINGS &
ELEVATOR DOOR SILLS](#)

[CUT SHEETS](#)

[CONTACT US](#)